

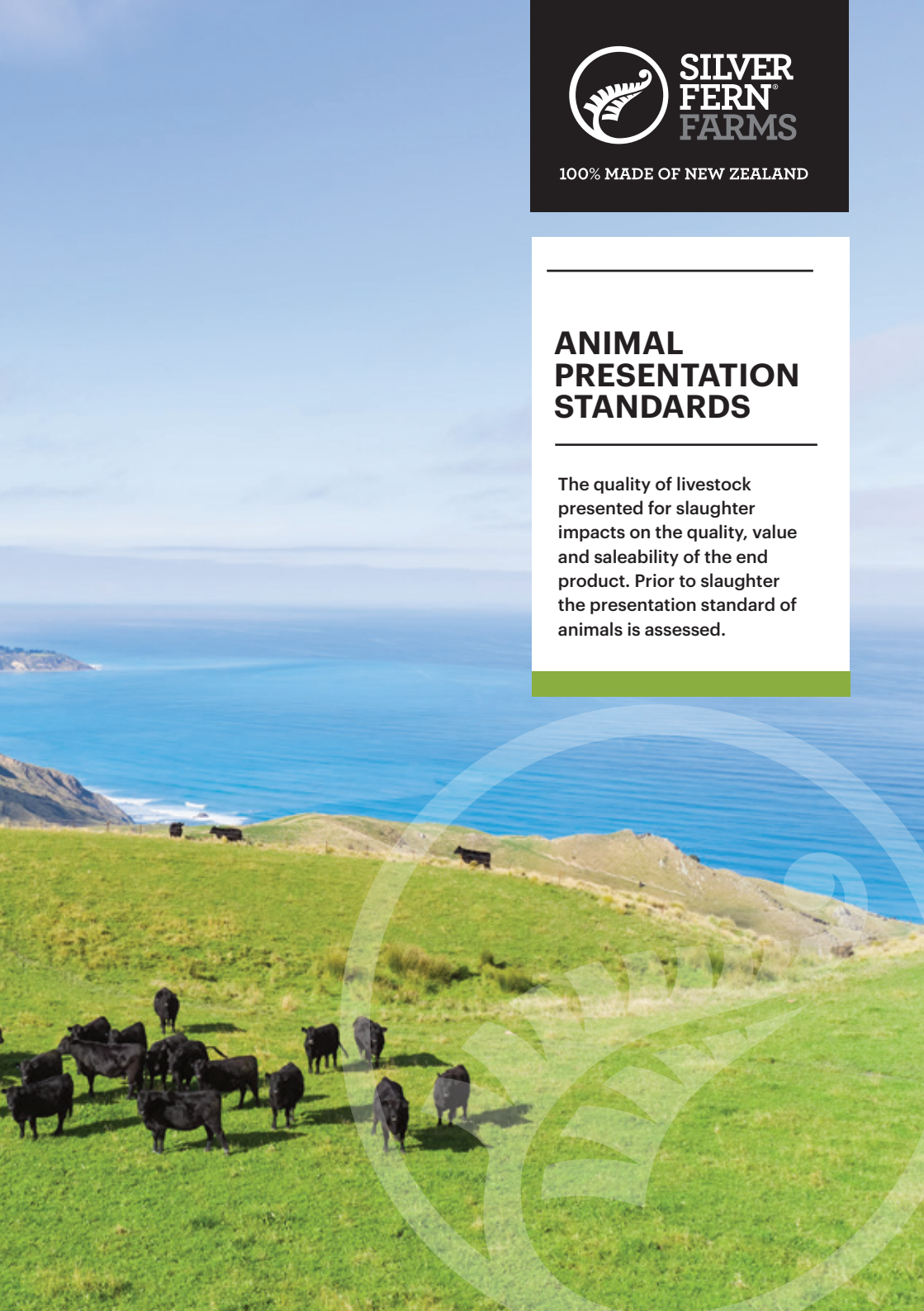


**SILVER
FERN[®]
FARMS**

100% MADE OF NEW ZEALAND

ANIMAL PRESENTATION STANDARDS

The quality of livestock presented for slaughter impacts on the quality, value and saleability of the end product. Prior to slaughter the presentation standard of animals is assessed.



This document outlines the Silver Fern Farms Animal Presentation Standards which are over and above requirements included in NZFAP.

The objectives are:

To assess the pre-slaughter cleanliness of animals and, where necessary, commence a process to cater for non-complying animals

To assess the health and welfare status of animals in order to cater for any that are suffering due to injury, sickness or inhumane treatment

To improve the quality of future consignments of animals by providing feedback to suppliers on the presentation standard of animals consigned for slaughter.



1

SENDING STOCK TO SITE FOR PROCESSING

1.1. Preparation of stock for transport

The following are Silver Fern Farms expectations for preparation of stock for transport to a processing site.

Where possible hold stock off feed and in a clean dry area with access to water, for a minimum of six hours before loading, but under 12 hours. In cases of long-distance transport, a minimum of 4 hours is advised.

Stock should be prepared for transport such that:

- **Ovine:** Stock are clean, meet the presentation standards (section 2), and are without animal welfare issues
- **Cattle:** Stock are clean, meet the presentation standards (section 3), and are without animal welfare issues
- **Deer:** Stock are clean, meet the presentation standards (section 4), and are without animal welfare issues.

1.2. Loading of stock for transport

- When possible, check stock trucks are clean.
- ASD or eASD is completed by the individual in charge of and knows the animals, noting any animal welfare issues or concerns including regarding horns (cattle) or antlers (deer).

1.3. Arrival of stock at site

Upon arrival to site, all stock will be assessed for presentation. This document outlines the presentation assessment categories for respective stock types.

These categories are:

- A: Excellent
- B: Good
- C: Poor; and
- D: Unacceptable.

2 OVINE



PRESENTATION STANDARDS

A – Excellent

There are no presentation faults, and no animal welfare issues.

No effort required to prepare stock to achieve acceptable processing conditions.

B – Good

There are minor presentation faults, and no animal welfare issues.

Minor faults are defined as those rectifiable by the minimal standard wash to achieve acceptable processing conditions. Therefore, minimal effort is required to prepare stock to achieve acceptable processing conditions.

C – Poor

There are major presentation faults present, and no animal welfare issues.

Major faults are defined as those rectified by remedial action beyond the minimal standard wash to achieve acceptable processing conditions. Therefore, considerable effort is required to prepare stock to acceptable processing conditions.

C (Poor) Presentation will not attract presentation premiums.

Supplier may incur a charge when stock require remedial action to achieve acceptable processing conditions.

Suppliers receiving a C (Poor) Presentation assessment may receive photos of stock and list identifying major presentation faults.

D – Unacceptable

Significant animal health, or animal welfare issues are present in the line of stock that require notification to or consultation with the site veterinarian.

These issues can include:

- Injured animals
- Emaciated or weak animals*
- Animals in poor health
- Downer animals unable to walk
- Wild/Stressed animals.

OR

- Animals have numerous major presentation faults prohibiting hygienic processing.

This means excessive effort to prepare stock would not be sufficient to achieve acceptable processing conditions. Stock will be returned to supplier at supplier expense.

D (Unacceptable) Presentation will not attract presentation premiums.

Suppliers receiving a D (Unacceptable) Presentation assessment will be charged for disposal when required.

Suppliers receiving a D (Unacceptable) Animal Welfare Presentation may receive written warning from MPI which could result in a fine.

OVINE PRESENTATION FAULTS

The following presentation faults are of concern at identified locations, in addition to the neck, brisket and forelegs as well as the bellies.

Dags	Dags found around anal area, legs and scrotum
Dirt	Dirt, including wet non-caked mud, wool grease, grit and pumice
Dust	Fine wind-blown particles from dry conditions
Stain	Faecal stain, especially truck stain from being loaded with full gut
Mud	Caked mud particularly on bellies/ legs
Scour	Fresh and dry scour mainly around anal area
Stains	Faecal stain, especially truck stain from being loaded with full gut

*MPI's Code of Welfare for Sheep and Beef: <https://www.mpi.govt.nz/dmsdocument/46051-Code-of-Welfare-Sheep-and-beef-cattle>




Figure 1.
Diagram indicating acceptable docking for lamb tail length (e.g. placement of rubber ring or hot iron).

LAMB TAIL DOCKING STANDARD

Animal Welfare (Care and procedures)

Amendment Regs 2020 is the regulation applicable to the docking of lamb's tails.

Regulation states that docking of lambs under 6 months old is not allowed unless the remaining tail length is no shorter than the distal end of the caudal fold (Figure 1).

Guidance on the required acceptable docking location and expected final docked tail length of this new regulation is provided in Figure 1.

According to MPI, this means enough tail should remain to cover the vulva in ewes and a similar length to that in rams.

Tail docking of ovine over 6 months must be done by a veterinarian, using pain relief.

Tail length performance against these guidelines will be monitored by site yard staff and reported on kill sheets.

For further information on tail docking, visit:

www.mpi.govt.nz/animalregs

APPLICATION OF RADDLE

Chalk raddle is recommended for marking of ovine. Use of spray raddle is discouraged, however, if necessary, it should only be applied on the top of the animal's head.


PRESENTATION STANDARDS TO ACHIEVE SEASONAL PREMIUMS

To optimise carcase value and give our customers maximum product shelf life, it is important that livestock are well presented and free from mud and dags, particularly in areas where opening cuts are made.

A presentation premium may apply to lambs and ewes meeting the criteria at certain times during the season and, when available, will be advised on the weekly schedules. To attract seasonal premiums, lines must achieve A (Excellent) or B (Good) Presentation. The following are presentation standards for the three most common seasonally offered premiums for ovine.

Woolly/Bellied Lamb Presentation

Woolly/Bellied Lamb presentation applies to new season lambs with wool >25mm that have never been shorn. Stock must be fully crutched and bellied to a maximum width of 90mm or one blow and have a relatively low top line of the crutch, including removal of scrotum wool and all socks (as shown below).



*The belly crutch should not be overly wide



*Please note the relatively low top line of the crutch

Shorn Lamb Presentation

Shorn Lamb presentation applies to older lambs (not new season). Stock must be fully shorn to under 25mm and have been belly crutched such that wool is under 25mm, including removal of scrotum wool and all socks.

Shorn and Bellied Ewe Presentation

Shorn and Bellied presentation applies to Ewes that are fully shorn with wool under 25mm and have been belly crutched such that wool is under 25mm, including all socks.

3



BEEF

BEEF PRESENTATION STANDARDS

A – Excellent

There are no presentation faults, and no animal welfare issues.

No effort required to prepare stock to achieve acceptable processing conditions.

B – Good

There are minor presentation faults, and no animal welfare issues

Minor faults are defined as those rectifiable by the minimal standard wash to achieve acceptable processing conditions. Therefore, minimal effort is required to prepare stock to achieve acceptable processing conditions.

C – Poor

There are major presentation faults present, and no animal welfare issues.

Major faults are defined as those rectified by remedial action beyond the minimal standard wash to achieve acceptable processing conditions. Therefore, considerable effort is required to prepare stock to acceptable processing conditions.

Additionally, lines containing animals with non-compliant+ horns will be assessed as C (Poor) Presentation.

Supplier may incur a charge when stock require remedial action to achieve acceptable processing conditions.

Suppliers receiving a C (Poor) Presentation assessment may receive photos of stock and list identifying major presentation faults.

D: Unacceptable

Significant animal health, or animal welfare issues are present in the line of stock that require notification to or consultation with the site veterinarian.

These issues can include:

- Injured animals
- Emaciated or weak animals*
- Animals in poor health
- Downer animals unable to walk
- Wild/Stressed animals.

OR

- Animals have numerous major presentation faults prohibiting hygienic processing.

This means excessive effort to prepare stock would not be sufficient to achieve acceptable processing conditions. Stock will be returned to supplier at supplier expense.

Suppliers receiving a D (Unacceptable) Presentation assessment will be charged for disposal when required

Suppliers receiving a D (Unacceptable) Animal Welfare Presentation may receive written warning from MPI which could result in a fine.

BEEF PRESENTATION FAULTS

Horns	Animal with non-complying horns+
Belly and Mud Dags	Accumulation of faeces and mud that typically adhere to hair in the coat mainly on back end of the animal and tail

+Horns compliance for beef

For health and safety, animal welfare purposes and minimization of bruising, animals with horns must meet the following standards for arrival at site for processing:

- Horns must be tipped 25mm from horn ends, and
- Tip to tip, horns must not exceed 500mm. As a guide, horns should fit inside the width of the ears.

*MPI's Code of Welfare for Sheep and Beef: <https://www.mpi.govt.nz/dmsdocument/46051-Code-of-Welfare-Sheep-and-beef-cattle>

4

VENISON



VENISON PRESENTATION STANDARDS

A – Excellent

There are no presentation faults, and no animal welfare issues.

No effort required to prepare stock to achieve acceptable processing conditions.

B – Good

There are minor presentation faults, and no animal welfare issues.

Minor faults are defined as those rectifiable by the minimal standard wash to achieve acceptable processing conditions. Therefore, minimal effort is required to prepare stock to achieve acceptable processing conditions.

C – Poor

There are major presentation faults present, and no animal welfare issues.

Major faults are defined as those rectified by remedial action beyond the minimal standard wash to achieve acceptable processing conditions. Therefore, considerable effort is required to prepare stock to acceptable processing conditions.

Additionally, lines containing animals with non-compliant++ antlers will be assessed as C (Poor) Presentation.

Supplier may incur a charge when stock require remedial action to achieve acceptable processing conditions.

Suppliers receiving a C (Poor) Presentation assessment may receive photos of stock and list identifying major presentation faults.

D: Unacceptable

Significant animal health, or animal welfare issues are present in the line of stock that require notification to or consultation with the site veterinarian.

These issues can include:

- Injured animals
- Emaciated or weak animals**
- Animals in poor health
- Downer animals unable to walk
- Wild/Stressed

OR

Animals have numerous major presentation faults prohibiting hygienic processing.

This means excessive effort beyond the minimal standard wash would not be sufficient to prepare stock to achieve acceptable processing conditions. Stock may be returned to supplier at supplier expense.

Suppliers receiving a D (Unacceptable) Presentation assessment will be charged for disposal when required.

Suppliers receiving a D (Unacceptable) Animal Welfare Presentation may receive written warning from MPI which could result in a fine.

VENISON PRESENTATION FAULTS

Mud/Dirt	Contaminated of mud (as opposed to mud dags) or dirt on the brisket, bellies or legs.
Mud/Peat Dags	Mud, peat or 'silage pad' dags on the brisket, bellies or legs, or may have significant faecal dags on the hindquarters.
Antlers	Animal with non-complying antlers++.

++Antler compliance for venison

For health and safety, and animal welfare, animals must meet the following standards for antlers for arrival at site for processing:

- Antlers must not exceed 110mm when measured from base of skull.

** MPI's Code of Welfare for Venison: <https://www.mpi.govt.nz/dmsdocument/46027-Code-of-Welfare-Deer>



**SILVER
FERN
FARMS**

Silver Fern Farms
283 Princes St
PO Box 941
Dunedin 9054

Freephone. 0800 362 362
Email. service@silverfernfarms.com

www.silverfernfarms.com